



Necklace „Carribean“ Magatama beads



Magatama is the name of a high-quality Japanese bead – translated bent, curved gemstone.

Especially the „Long Magatamas“ (4 x 7 mm) have a good light refraction due to their form so that they can be set beautifully in many pieces of jewellery.



Rayher[®]

H O B B Y K U N S T

CRAFTING TIP

Necklace „Carribbean“

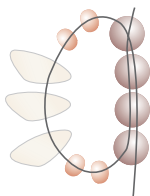
Required material:

89 300 616	Threading yarn for Delica-Rocailles, gold	10 meter
14 331 568	Glass wax bead: „Pebble“, steel grey	1 piece
14 307 162	Metallic Rocailles, golden yellow	1 box (9 g)
14 307 254	Metallic Rocailles, blush pink	1 box (9 g)
14 755 803	Delica-Rocailles transparent, white opal	1 box (2 g)
14 400 520	Glass wax beads „Renaissance“, cashmere	120 pieces
14 714 807	Magatama beads, longish, 4 x 7mm, light topaz	1 box (9 g)
14 715 102	Magatama beads, longish, 4 x 7mm, white	1 box (9 g)
14 718 639	Magatama beads, longish, 4 x 7mm, copper gold	2 boxes (9 g)
21 244 22	Jewellery Clasp	1 piece



Further proposals

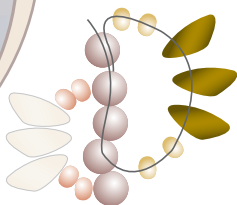
Further proposals



Description:


Step 1

Cut off 1.50 meter of the threading yarn. Work as described below until the yarn is finished, then sew it and add a new one. Thread 4 glass wax beads „Renaissance“ cashmere, 2 Rocailles blush pink, 3 Magatama beads light topaz and then 2 Rocailles blush pink. Now thread back through the 1., 2., 3. and 4. glass wax bead „Renaissance“.



Step 2

Thread 1 glass wax bead „Renaissance“ cashmere, 2 Rocailles golden yellow, 3 Magatama beads copper gold and then 2 Rocailles golden yellow. Now thread back through the 2., 3., 4. and 5. glass wax bead „Renaissance“.



Step 3

Thread 1 glass wax bead „Renaissance“ cashmere, 3 Delica-Rocailles, 3 Magatama beads white and 3 Delica-Rocailles. Now thread back through the 3., 4., 5. and 6. glass wax bead „Renaissance“. Repeat this threading scheme until you have finished approx. 20 cm, afterwards thread the glass wax bead „Pebble“. Now start again with step 1.